

















< Back

#49 COMBINED RACE WALK RESULTS

FINALS

PL	Athlete	Gender	Yr.	Team	Time	Splits
1	Ben Hofstra	M	JR	 Cornerstone	23:43.12	23:43.12 (23:43.12)
2	Blake Weiss	M	FR	 Judson	24:22.26	24:22.26 (24:22.26)
3	Loanie Cellard	F	JR	 Indiana Tech	25:30.87	25:30.87 (25:30.87)
4	Maria Alarcon	F	SO	 Judson	28:07.23	28:07.23 (28:07.23)
5	Nayeli Cisneros	F	JR	 Judson	29:14.31	29:14.31 (29:14.31)
6	Lanie Pocock	F	FR	 Indiana Kokomo	33:55.71	33:55.71 (33:55.71)
7	Joyce Prohaska	F		Unattached	35:04.55	35:04.55 (35:04.55)
	Hayley Bickford	F	JR	 Goshen	DNF	
	Beth Rodriguez	F	FR	 Judson	DNS	

FINALS SECTION: 1

HPL	Athlete	Gender	Yr.	Team	Time	Splits
1	Ben Hofstra	M	JR	 Cornerstone	23:43.12	23:43.12 (23:43.12)
2	Blake Weiss	M	FR	 Judson	24:22.26	24:22.26 (24:22.26)
3	Loanie Cellard	F	JR	 Indiana Tech	25:30.87	25:30.87 (25:30.87)
4	Maria Alarcon	F	SO	 Judson	28:07.23	28:07.23 (28:07.23)
5	Nayeli Cisneros	F	JR	 Judson	29:14.31	29:14.31 (29:14.31)
6	Lanie Pocock	F	FR	 Indiana Kokomo	33:55.71	33:55.71 (33:55.71)
7	Joyce Prohaska	F		Unattached	35:04.55	35:04.55 (35:04.55)
	Hayley Bickford	F	JR	 Goshen	DNF	
	Beth Rodriguez	F	FR	 Judson	DNS	