

SUN 21 JUL 2024

Start Time

17:55

Final

| | | | |
|--------------------------|-----------------------------------|---|-------------|
| EUROPEAN U18 BEST | 19:00.40 SHIROBOKOV Sergey | ANA Saransk (RUS) | 30 DEC 2016 |
| EUROPEAN U18 LEAD | 20:54.01 COPPOLA Alessio | ITA Stadio M.S. Cozzoli, Molfetta (ITA) | 5 JUL 2024 |

















| Rank | | Bib Name | | Ctry Code | | Date of Birth | | Result | | Time Behind | | | | | |
|-------|----------|-------------------------------|-------------------------|-------------------------|-------------------------|-------------------------|-------------------------|-------------------------|-------------------------|-------------------------|-------------------------|--------------------------|--------------|--|--|
| | | 200m | 600m | 1000m | 1400m | 1800m | 2200m | 2600m | 3000m | 3400m | 3800m | 4200m | 4600m | | |
| | 1 | 12 COPPOLA Alessio | | ITA | | 25 JAN 2007 | | 21:01.44 | | | | | | | |
| 47.17 | (1) | 2:29.26 (1) 1:42.09 | 4:12.27 (1) 1:43.01 | 5:55.11 (1) 1:42.84 | 7:40.87 (4) 1:45.76 | 9:24.01 (4) 1:43.14 | 1:04.06 (2) 1:40.05 | 2:44.79 (1) 1:40.73 | 4:26.99 (2) 1:42.20 | 6:08.43 (1) 1:41.44 | 7:49.10 (1) 1:40.67 | 9:25.67 (1) 1:36.57 | 1:35.77 | | |
| | 2 | 10 CLARKE Séamus | | IRL | | 27 FEB 2007 | | 21:05.70 | | 4.26 | ~ | NU18B | | | |
| 49.00 | (5) | 2:31.53 (3) 1:42.53 | 4:14.16 (4) 1:42.63 | 5:55.78 (2) 1:41.62 | 7:39.67 (1) 1:43.89 | 9:22.21 (1) 1:42.54 | 1:04.02 (1) 1:41.81 | 2:45.61 (2) 1:41.59 | 4:26.90 (1) 1:41.29 | 6:09.04 (2) 1:42.14 | 7:49.63 (2) 1:40.59 | 9:28.25 (2) 1:38.62 | 1:37.45 | | |
| | 3 | 13 VIDAL Nicolo' | | ITA | | 3 MAY 2008 | | 21:11.87 | | 10.44 | | PB | | | |
| 51.23 | (10) | 2:32.94 (8) 1:41.71 | 4:15.78 (9) 1:42.84 | 5:58.10 (10) 1:42.32 | 7:41.62 (9) 1:43.52 | 9:24.87 (8) 1:43.25 | 1:06.69 (5) 1:41.82 | 2:47.03 (3) 1:40.34 | 4:27.38 (3) 1:40.35 | 6:09.33 (3) 1:41.95 | 7:51.16 (3) 1:41.83 | 9:31.12 (3) 1:39.96 | 1:40.75 | | |
| | 4 | 22 ROSENBAUM Lukáš | | SVK | | 25 JUL 2007 | | 21:26.96 | | 25.52 | | PB | | | |
| 52.52 | (11) | 2:33.62 (10) 1:41.10 | 4:16.26 (11) 1:42.64 | 5:58.34 (11) 1:42.08 | 7:41.89 (10) 1:43.55 | 9:25.49 (10) 1:43.60 | 1:08.25 (9) 1:42.76 | 2:52.90 (9) 1:44.65 | 4:37.18 (5) 1:44.28 | 6:19.75 (5) 1:42.57 | 8:03.81 (5) 1:44.06 | 9:46.41 (4) 1:42.60 | 1:40.55 | | |
| | 5 | 16 JASIŃSKI Przemysław | | POL | | 31 OCT 2007 | | 21:42.08 | | 40.64 | | | | | |
| 48.77 | (4) | 2:31.58 (4) 1:42.81 | 4:14.43 (5) 1:42.85 | 5:57.10 (7) 1:42.67 | 7:41.00 (5) 1:43.90 | 9:24.23 (5) 1:43.23 | 1:07.30 (8) 1:43.07 | 2:51.97 (7) 1:44.67 | 4:38.03 (8) 1:46.06 | 6:23.77 (6) 1:45.74 | 8:12.16 (6) 1:48.39 | 10:00.10 (6) 1:47.94 | 1:41.98 | | |
| | 6 | 9 SALTIS Panagiotis | | GRE | | 20 JUN 2008 | | 21:44.72 | | 43.29 | >> | PB | | | |
| 50.60 | (8) | 2:33.06 (9) 1:42.46 | 4:15.92 (10) 1:42.86 | 5:57.64 (8) 1:41.72 | 7:41.41 (8) 1:43.77 | 9:25.20 (9) 1:43.79 | 1:09.26 (10) 1:44.06 | 2:55.31 (10) 1:46.05 | 4:43.52 (10) 1:48.21 | 6:29.45 (9) 1:45.93 | 8:14.22 (8) 1:44.77 | 10:01.21 (8) 1:46.99 | 1:43.51 | | |
| | 7 | 11 NEWELL Matthew | | IRL | | 7 MAY 2008 | | 22:01.44 | | 1:00.00 | | | | | |
| 50.90 | (9) | 2:34.34 (11) 1:43.44 | 4:15.48 (8) 1:41.14 | 5:57.73 (9) 1:42.25 | 7:41.19 (7) 1:43.46 | 9:23.69 (2) 1:42.50 | 1:06.16 (4) 1:42.47 | 2:52.71 (8) 1:46.55 | 4:39.31 (9) 1:46.60 | 6:30.30 (10) 1:50.99 | 8:19.53 (9) 1:49.23 | 10:09.49 (9) 1:49.96 | 1:51.95 | | |
| | 8 | 3 ZÁRATE Pablo | | ESP | | 11 APR 2007 | | 22:02.70 | | 1:01.27 | ~~~ | TR54.7.3 | | | |
| 49.33 | (7) | 2:32.17 (6) 1:42.84 | 4:14.09 (3) 1:41.92 | 5:56.75 (6) 1:42.66 | 7:41.16 (6) 1:44.41 | 9:24.53 (7) 1:43.37 | 1:05.72 (3) 1:41.19 | 2:47.44 (4) 1:41.72 | 4:30.61 (4) 1:43.17 | 6:15.62 (4) 1:45.01 | 8:02.90 (4) 1:47.28 | 9:48.07 (5) 1:45.17 | 2:14.63 | | |
| | 9 | 2 HIDALGO Cesar | | ESP | | 11 FEB 2007 | | 22:12.18 | | 1:10.74 | | | | | |
| 48.24 | (3) | 2:32.01 (5) 1:43.77 | 4:14.86 (6) 1:42.85 | 5:56.51 (5) 1:41.65 | 7:40.34 (2) 1:43.83 | 9:23.78 (3) 1:43.44 | 1:06.78 (6) 1:43.00 | 2:51.39 (6) 1:44.61 | 4:37.71 (7) 1:46.32 | 6:27.79 (8) 1:50.08 | 8:19.78 (10) 1:51.99 | 10:16.45 (10) 1:56.67 | 1:55.73 | | |

bib 17 MARGIEL (POL) & bib 3 ZÁRATE (ESP) 30 seconds in Penalty Zone

ATHM5000MWA-----FNL-000100--_C77B 1.0

Report Created SUN 21 JUL 2024 19:15

Page 1/3

| | | | | | |
|---|--|---|--|--|--|
| PREMIUM PARTNER  | | BROADCAST PARTNERS   | | INSTITUTIONAL PARTNERS      | |
| MOBILITY PARTNER  | | PARTNERS   | | OFFICIAL SUPPLIERS      | |

SUN 21 JUL 2024

Start Time

17:55

Final

| | | | |
|--------------------------|-----------------------------------|---|-------------|
| EUROPEAN U18 BEST | 19:00.40 SHIROBOKOV Sergey | ANA Saransk (RUS) | 30 DEC 2016 |
| EUROPEAN U18 LEAD | 20:54.01 COPPOLA Alessio | ITA Stadio M.S. Cozzoli, Molfetta (ITA) | 5 JUL 2024 |

| Rank | Bib Name | Ctry Code | Date of Birth | Result | Time Behind | | | | | | | | |
|------------|--------------|------------------------------|---------------|--------------|-----------------|--------------|--------------|--------------|--------------|---------------|---------------|--------------|--|
| | 200m | 600m | 1000m | 1400m | 1800m | 2200m | 2600m | 3000m | 3400m | 3800m | 4200m | 4600m | |
| | 10 | 6 ROHRSEN Lasse | GER | 25 AUG 2007 | 22:48.78 | 1:47.34 | > | PB | | | | | |
| 55.28 (18) | 2:44.25 (15) | 4:32.77 (15) | 6:23.69 (16) | 8:15.70 (16) | 0:05.62 (14) | 1:56.00 (12) | 3:47.54 (12) | 5:39.25 (12) | 7:30.00 (12) | 9:21.22 (11) | 21:08.86 (11) | 1:39.92 | |
| | 1:48.97 | 1:48.52 | 1:50.92 | 1:52.01 | 1:49.92 | 1:50.38 | 1:51.54 | 1:51.71 | 1:50.75 | 1:51.22 | 1:47.64 | | |
| | 11 | 21 MAŽGÚT Jakub | SVK | 6 AUG 2007 | 23:22.26 | 2:20.83 | ~ | | | | | | |
| 54.47 (14) | 2:43.81 (12) | 4:31.74 (14) | 6:23.34 (15) | 8:14.06 (13) | 0:03.63 (13) | 1:58.31 (14) | 3:50.63 (14) | 5:44.44 (13) | 7:40.39 (13) | 9:34.20 (13) | 21:29.78 (13) | 1:52.48 | |
| | 1:49.34 | 1:47.93 | 1:51.60 | 1:50.72 | 1:49.57 | 1:54.68 | 1:52.32 | 1:53.81 | 1:55.95 | 1:53.81 | 1:55.58 | | |
| | 12 | 23 YARAN Furkan | TUR | 1 JAN 2007 | 23:26.93 | 2:25.50 | ~ | | | | | | |
| 48.21 (2) | 2:31.19 (2) | 4:13.57 (2) | 5:56.40 (4) | 7:42.29 (11) | 9:31.15 (11) | 1:27.93 (11) | 3:27.81 (11) | 5:27.44 (11) | 7:27.78 (11) | 9:29.29 (12) | 21:29.73 (12) | 1:57.20 | |
| | 1:42.98 | 1:42.38 | 1:42.83 | 1:45.89 | 1:48.86 | 1:56.78 | 1:59.88 | 1:59.63 | 2:00.34 | 2:01.51 | 2:00.44 | | |
| | 13 | 15 RANDALL Kristoffer | NOR | 19 MAR 2007 | 23:28.29 | 2:26.85 | >> | | | | | | |
| 53.70 (12) | 2:44.24 (14) | 4:34.32 (19) | 6:24.99 (19) | 8:16.39 (18) | 0:09.58 (17) | 2:03.69 (17) | 4:00.00 (16) | 5:55.99 (16) | 7:52.16 (16) | 9:46.23 (14) | 21:40.03 (14) | 1:48.26 | |
| | 1:50.54 | 1:50.08 | 1:50.67 | 1:51.40 | 1:53.19 | 1:54.11 | 1:56.31 | 1:55.99 | 1:56.17 | 1:54.07 | 1:53.80 | | |
| | 14 | 4 PELTONEN Joel | FIN | 18 JUN 2007 | 23:29.54 | 2:28.11 | > | | | | | | |
| 54.13 (13) | 2:44.64 (19) | 4:33.67 (17) | 6:23.85 (17) | 8:16.08 (17) | 0:09.21 (16) | 2:03.33 (16) | 4:00.28 (18) | 5:56.25 (17) | 7:52.66 (17) | 9:47.87 (15) | 21:42.54 (15) | 1:47.00 | |
| | 1:50.51 | 1:49.03 | 1:50.18 | 1:52.23 | 1:53.13 | 1:54.12 | 1:56.95 | 1:55.97 | 1:56.41 | 1:55.21 | 1:54.67 | | |
| | 15 | 25 TSOMYK Roman | UKR | 15 APR 2007 | 23:33.62 | 2:32.18 | | | | | | | |
| 54.90 (16) | 2:43.88 (13) | 4:31.46 (13) | 6:23.12 (14) | 8:15.27 (14) | 0:10.41 (19) | 2:04.05 (18) | 3:59.38 (15) | 5:55.60 (15) | 7:51.77 (15) | 9:49.50 (16) | 21:45.65 (16) | 1:47.97 | |
| | 1:48.98 | 1:47.58 | 1:51.66 | 1:52.15 | 1:55.14 | 1:53.64 | 1:55.33 | 1:56.22 | 1:56.17 | 1:57.73 | 1:56.15 | | |
| | 16 | 19 SILVA Leandro | POR | 2 MAY 2007 | 23:46.71 | 2:45.27 | >> | | | | | | |
| 55.19 (17) | 2:44.42 (16) | 4:34.03 (18) | 6:24.68 (18) | 8:16.70 (19) | 0:10.00 (18) | 2:04.37 (19) | 4:00.63 (19) | 5:57.92 (18) | 7:57.11 (18) | 9:56.32 (18) | 21:52.87 (17) | 1:53.84 | |
| | 1:49.23 | 1:49.61 | 1:50.65 | 1:52.02 | 1:53.30 | 1:54.37 | 1:56.26 | 1:57.29 | 1:59.19 | 1:59.21 | 1:56.55 | | |
| | 17 | 14 KULIEŠA Libertas | LTU | 14 APR 2008 | 23:50.70 | 2:49.26 | | | | | | | |
| 56.85 (22) | 2:46.46 (23) | 4:36.42 (23) | 6:28.27 (23) | 8:23.79 (23) | 0:19.70 (23) | 2:16.54 (22) | 4:14.10 (22) | 6:10.84 (22) | 8:07.33 (19) | 10:01.90 (19) | 21:58.03 (19) | 1:52.67 | |
| | 1:49.61 | 1:49.96 | 1:51.85 | 1:55.52 | 1:55.91 | 1:56.84 | 1:57.56 | 1:56.74 | 1:56.49 | 1:54.57 | 1:56.13 | | |
| | 18 | 7 SCHMIDT Matti | GER | 7 SEP 2007 | 23:56.24 | 2:54.80 | PB | | | | | | |
| 54.89 (15) | 2:45.11 (22) | 4:33.12 (16) | 6:22.36 (13) | 8:15.38 (15) | 0:05.99 (15) | 1:56.71 (13) | 3:50.16 (13) | 5:47.71 (14) | 7:51.21 (14) | 9:53.48 (17) | 21:55.06 (18) | 2:01.18 | |
| | 1:50.22 | 1:48.01 | 1:49.24 | 1:53.02 | 1:50.61 | 1:50.72 | 1:53.45 | 1:57.55 | 2:03.50 | 2:02.27 | 2:01.58 | | |

bib 17 MARGIEL (POL) & bib 3 ZÁRATE (ESP) 30 seconds in Penalty Zone

ATHM5000MWA-----FNL-000100--_C77B 1.0

Report Created SUN 21 JUL 2024 19:15

Page 2/3

| | | | |
|---|--|---|--|
|    | |      | |
|    | |      | |

