



**Lugano Trophy**  
**14° Memorial Mario Albisetti**  
**LUGANO 2017**



Città di Lugano

Dicastero Sport



**OFFICIAL RESULTS**  
**19 MARCH 2017**



## Results 20km Men

Pos.	BI B	Name	Team	Year	Time	RED CARDS
1.	[9]	WRIGHT ALEX	 IRL IRLANDA	1990	1h21'19"	
2.	[3]	BOSWORTH TOM	 GBR ENGLAND ATHLETICS	1993	1h21'53"	 
3.	[1]	LOPEZ MIGUEL ANGEL	 ESP SPAGNA	1988	1h22'01"	
4.	[2]	WEI YU	 CHN TEAM CHINA	1987	1h22'22"	
5.	[6]	ZIUKAS MARIUS	 LTU LIYHUANIA	1985	1h22'27"	 
6.	[7]	SEBEI HASSANINE	 TUN TUNISIA	1984	1h22'55"	
7.	[8]	KOVALENKO NAZAR	 UKR UKRAINE	1987	1h23'37"	
8.	[29]	WILKINSON CALLUM	 GBR ENGLAND ATHLETICS	1997	1h23'47"	
9.	[10]	BARRONDO ERICK	 GUA GUATEMALA	1991	1h24'51"	
10.	[12]	LOSEV IVAN	 UKR UKRAINE	1986	1h25'32"	
11.	[5]	BOYCE BRENDAN	 IRL IRELAND	1986	1h25'35"	
12.	[18]	MCMANAMON CIAN	 IRL IRLANDA	1991	1h25'51"	
13.	[16]	SEGURA ZEPEDA BRANDON BERNARDO	 MEX SEGURA TEAM	1996	1h26'38"	 
14.	[4]	JELONEK JAKUB	 POL POLAND	1985	1h27'59"	
15.	[17]	JANKER ANDREAS	 GER LG RÖTHENBACH/PEGNITZ	1983	1h28'40"	
16.	[22]	SANTOS HÉLDER	 POR PORTUGAL	1996	1h29'11"	
17.	[30]	<b>HLAVÁČ VÍT</b>	 CZE A.C. TEPO KLDNO	1997	1h30'48"	
18.	[23]	CORBISHLEY CAMERON	 GBR ENGLAND ATHLETICS	1997	1h31'20"	
19.	[21]	MARTINS JOAO	 POR PORTUGAL	1995	1h34'51"	 
20.	[25]	LIESTING RICK	 HOL NETHERLANDS	1977	1h34'52"	
21.	[24]	PUMACURO EDISON	 ECU US MILANESE	1976	1h43'03"	
22.	[26]	MACABREY QUENTIN	 SUI CEP CORTAILLOD	1994	1h43'39"	
23.	[27]	DE BRUIN REMCO	 HOL NETHERLANDS	1964	1h44'05"	
24.	[28]	FARQUHAR DALE	 GBR MANX HARRIERS	1980	1h52'33"	
DNF	[19]	MORVAY MICHAL	 SVK SLOVAKIA	1996		
DNF	[11]	GDULA LUKAS	 CZE THE CZECH REP NATIONALITY TEAM	1991		 
DNF	[14]	TOMALA DAVID	 POL POLAND	1989		
DSQ	[20]	CHIESA STEFANO	 ITA ATLETICA CENTO TORRI PAVIA	1996		   <b>R230.7(a) – 11:49</b>
DSQ	[31]	JOSEF SMOLA	 CZE SMOLA CHUZE PRAHA	1964		   <b>R230.7(a) – 11:51</b>

Total 29

## Results 20km Women

Pos.	BIB	Name	Team	Year	Time	RED CARDS
1.	[102]	VIRBALYTE BRIGITA	 LTU LITUANIA	1985	1h32'17"	
2.	[104]	CZAKOVÁ MÁRIA	 SVK SLOVAKIA	1988	1h33'26"	
3.	[105]	GOLBA KATARZYNA	 POL POLAND	1989	1h34'16"	
4.	[101]	DRAHOTOVA ANEZKA	 CZE THE CZECH REP NATIONALITY TEAM	1995	1h34'19"	
5.	[109]	LEHMEYER EMILIA	 GER PSV BERLIN	1997	1h35'29"	
6.	[103]	ORTIZ MIRNA	 GUA GUATEMALA	1987	1h35'47"	 
7.	[108]	OOSTHUIZEN ANEL	 RSA SOUTH AFRICA	1995	1h36'50"	
8.	[115]	BRIDGE GEMMA	 GBR ENGLAND ATHLETICS	1993	1h37'36"	
9.	[110]	LEWIS HEATHER	 GBR WALES	1990	1h37'39"	
10.	[106]	POLLI LAURA	 SUI SAL LUGANO	1983	1h39'11"	
DNF	[111]	FEIGE SASKIA	 GER SC POTSDAM	1997		
DSQ	[113]	KOVACS ANDREA	 HUN UVB PURGSTALL	1980		   <b>R230.7(a) – 09:54</b>
DSQ	[107]	DAVIES BETHAN	 GBR WALES	1990		   <b>R230.7(a) – 10:06</b>



Total 13

## Results 10km Men U20/U18

Pos.	BIB	Name	Team	Year	Time	RED CARDS
1.	[302]	ZHANG YAO	 CHN TEAM CHINA	2000	41'14"	
2.	[301]	KÖPP LEO	 GER LG NORD BERLIN	1998	41'29"	 
3.	[304]	TZATZIMAKIS GEORGIOS	 GRE GREECE	1999	43'20"	
4.	[303]	HU GEN	 CHN TEAM CHINA	2001	44'26"	
5.	[307]	SNOOK CHRISTOPHER	 GBR ENGLAND ATHLETICS	2000	45'36"	
6.	[306]	RICHTER NIKLAS	 GER SC POTSDAM	1999	46'00"	 
7.	[309]	KOVAC DANIEL	 SVK SOG NITRA	2001	46'34"	
8.	[313]	SCHMIDT JAKOB	 GER SC POTSDAM	2001	46'48"	
9.	[308]	PARTINGTON TOM	 GBR ENGLAND ATHLETICS	2000	46'50"	
10.	[311]	FRENZL JOHANNES	 GER HALLESCHER LEICHT.-FREUNDE	2001	49'24"	
11.	[305]	LIU XIN	 CHN TEAM CHINA	2001	49'24"	
DSQ	[312]	ZUREK ROBERT	 GER SC POTSDAM	2000		   <b>R230.7(a) – 11:34</b>
DSQ	[310]	BONZON NATHAN	 SUI CM MONTHEY	2000		   <b>R230.7(a) – 11:51</b>



Total 13

## Results 10km Women U20/U18

Pos.	BI B	Name		Team	Year	Time	RED CARDS
1.	[601]	ZHENXIA MA	 CHN	TEAM CHINA	1998	45'28"	
2.	[602]	ZUREK TERESA	 GER	SC POTSDAM	1998	46'26"	
3.	[603]	BAI XUEYING	 CHN	TEAM CHINA	2000	47'57"	
4.	[605]	RICHTER JULIA	 GER	SC POTSDAM	1999	48'13"	 
5.	[604]	SUN RONGRONG	 CHN	TEAM CHINA	2000	50'01"	
6.	[609]	GARCIA ANA	 GBR	CITY OF SHEFFIELD AND DEARNE	2001	52'31"	
7.	[607]	DAVEY MOLLY	 GBR	ENGLAND ATHLETICS	1998	52'59"	
8.	[608]	CRIVELLARO CAMILLA	 ITA	CUS PROPATRIA MILANO	2000	56'34"	







Total 8

## Results 5km Men U16

Pos.	BI B	Name		Team	Year	Time	RED CARDS
1.	[701]	WILKINSON GEORGE	 GBR	ENFIELD & HARINGEY A.C	2002	28'31"	

Total 1

## Results 5km Women U16

Pos.	BI B	Name		Team	Year	Time	RED CARDS
1.	[201]	CHEN HE	 CHN	TEAM CHINA	2002	24'41"	
2.	[203]	FRENZL MATHILDE	 GER	HALLESCHE LEICHTATHLETIK-FREUNDE	2003	25'59"	
3.	[205]	CRISPIANI GIULIA	 ITA	CUS PROPATRIA MILANO	2002	27'49"	
4.	[204]	CORSOLINI GIULIA VELKA	 ITA	GRUPPO CITTA' DI GENOVA	2004	28'59"	
5.	[202]	JEGROVA DENISA	 CZE	THE CZECH REP NATIONALITY TEAM	2003	31'43"	

Total 5

# 20Km

## All split times



Società Atletica Lugano - Sezione Marcia Competitiva  
 Strada de Verevor 3 - CH-6888 Sorvico  
 info@lugano-racewalking.com http://www.lugano-racewalking.com http://fb.com/lugano.racewalking

Pos	BIB	SURNAME	NAME	RACE	TEAM	1km	2km	3km	4km	5km	6km	7km	8km	9km	10km	11km	12km	13km	14km	15km	16km	17km	18km	19km	FINISH		
1	102	VIRBALYTE	BRIGITA	W (20 Km)	LITUANIA	00:04:34.500	00:09:02.850	00:13:43.450	00:18:15.400	00:22:55.650	00:27:26.000	00:32:03.300	00:36:32.150	00:41:12.200	00:45:47.300	00:50:26.500	00:55:00.450	00:59:39.850	01:04:15.050	01:08:57.350	01:13:36.700	01:18:19.900	01:23:00.350	01:27:45.450	<b>01:32:16.300</b>		
2	104	CZAKOVA	MARIA	W (20 Km)	SLOVAKIA	00:04:38.050	00:09:07.600	00:13:51.100	00:18:25.400	00:23:07.950	00:27:41.550	00:32:27.150	00:37:04.350	00:41:50.350	00:46:27.000	00:51:06.850	00:55:45.200	01:00:29.350	01:05:07.150	01:09:53.900	01:14:33.950	01:19:19.700	01:24:01.100	01:28:47.700	<b>01:33:25.800</b>		
3	105	GOLBA	KATARZYNA	W (20 Km)	POLAND	00:04:38.050	00:09:07.800	00:13:50.500	00:18:26.400	00:23:13.250	00:27:49.400	00:32:34.300	00:37:10.950	00:41:57.850	00:46:36.450	00:51:26.700	00:56:05.550	01:00:55.400	01:05:35.450	01:10:24.650	01:15:09.250	01:20:03.750	01:24:49.750	01:29:42.000	<b>01:34:16.000</b>		
4	101	DRAHOTOVA	ANEZKA	W (20 Km)	THE CZECH REP. NAT. TEAM	00:04:34.100	00:09:02.950	00:13:44.250	00:18:18.150	00:23:04.100	00:27:41.750	00:32:27.900	00:37:05.950	00:41:51.250	00:46:30.650	00:51:18.300	00:56:01.750	01:00:49.850	01:05:37.900	01:10:25.600	01:15:09.950	01:19:59.450	01:24:44.500	01:29:38.100	<b>01:34:18.400</b>		
5	109	LEHMEYER	EMILIA	W (20 Km)	PSV BERLIN	00:04:39.550	00:09:12.700	00:13:56.600	00:18:34.750	00:23:20.150	00:28:00.600	00:32:50.750	00:37:33.450	00:42:25.250	00:47:07.150	00:51:57.800	00:56:40.150	01:01:34.350	01:06:19.750	01:11:15.450	01:16:03.750	01:21:00.100	01:25:54.450	01:30:48.600	<b>01:35:29.250</b>		
6	103	ORTIZ	MIRNA	W (20 Km)	GUATEMALA	00:04:35.250	00:09:03.000	00:13:45.000	00:18:17.800	00:23:04.000	00:27:41.550	00:32:31.700	00:37:11.250	00:41:59.550	00:46:41.000	00:51:42.600	00:56:28.600	01:01:29.450	01:06:20.300	01:11:18.050	01:16:13.700	01:21:18.400	01:26:09.650	01:31:08.100	<b>01:35:46.300</b>		
7	108	GOSFHUIZEN	ANNE	W (20 Km)	SOUTH AFRICA	00:04:45.050	00:09:23.200	00:14:15.700	00:18:58.100	00:23:49.800	00:28:32.050	00:33:24.600	00:38:09.900	00:43:03.000	00:47:48.600	00:52:40.450	00:57:26.800	01:02:23.200	01:07:14.650	01:12:15.200	01:17:09.050	01:22:03.650	01:27:01.800	01:32:01.400	<b>01:36:49.250</b>		
8	119	BIRDEE	GEMMA	W (20 Km)	ENGLAND ATHLETICS	00:04:46.800	00:09:24.600	00:14:15.600	00:19:03.650	00:23:49.300	00:28:32.450	00:33:24.600	00:38:10.100	00:43:03.100	00:47:48.500	00:52:40.700	00:57:26.950	01:02:23.950	01:07:15.700	01:12:21.550	01:17:28.400	01:22:42.250	01:27:46.800	01:32:47.450	<b>01:37:35.800</b>		
9	110	LEWIS	HEATHER	W (20 Km)	WALES	00:04:46.350	00:09:24.650	00:14:18.950	00:19:07.950	00:23:49.050	00:28:32.000	00:33:25.050	00:38:10.050	00:43:03.800	00:47:51.050	00:52:54.450	00:57:49.750	01:02:55.100	01:07:51.150	01:12:54.850	01:17:52.300	01:22:56.250	01:27:49.500	01:32:52.400	<b>01:37:38.750</b>		
10	106	POLLI	LAURA	W (20 Km)	SAL LUGANO	00:04:40.050	00:09:22.950	00:14:15.600	00:18:58.300	00:23:49.450	00:28:32.550	00:33:25.850	00:38:12.350	00:43:12.900	00:48:05.650	00:53:09.600	00:58:11.350	01:03:16.950	01:08:18.500	01:13:31.400	01:18:38.150	01:23:55.500	01:29:01.950	01:34:11.600	<b>01:39:10.850</b>		
DNF	111	FEIGE	SASKIA	W (20 Km)	SC POTSDAM	00:10:30.850	00:15:44.600	00:21:01.600	00:25:59.750	00:31:12.850	00:36:27.750	00:41:51.750	00:47:11.200	00:52:39.250	00:57:47.400	0	0	0	0	0	0	0	0	0	0	0	
DSQ	107	DAVIES	BETHAN	W (20 Km)	WALES	00:04:36.600	00:09:07.250	00:13:50.150	00:18:28.150	00:23:13.550	00:27:50.050	00:32:34.900	00:37:16.850	00:42:13.900	00:47:04.150	00:51:58.600	00:56:45.350	01:01:41.550	0	0	0	0	0	0	0	0	0
DSQ	113	KOVACS	ANDREA	W (20 Km)	UVB PURGSTALL	00:05:21.450	00:10:34.600	00:16:03.600	00:21:24.050	00:26:58.650	00:32:19.950	00:37:52.150	00:43:15.200	00:48:50.550	0	0	0	0	0	0	0	0	0	0	0	0	
1	9	WRIGHT	ALEX	M(20 Km)	IRELANDA	00:04:03.400	00:07:58.600	00:12:07.500	00:16:08.200	00:20:19.150	00:24:20.500	00:28:30.800	00:32:32.950	00:36:41.000	00:40:40.100	00:44:47.400	00:48:47.250	00:52:54.200	00:56:57.100	01:01:03.100	01:05:02.250	01:09:12.700	01:13:12.800	01:17:20.700	<b>01:21:18.400</b>		
2	3	BOSWORTH	TOM	M(20 Km)	ENGLAND ATHLETICS	00:04:01.900	00:07:57.000	00:12:05.000	00:16:03.200	00:20:11.600	00:24:12.400	00:28:21.300	00:32:22.450	00:36:33.850	00:40:40.150	00:44:47.900	00:48:45.450	00:52:53.400	00:57:02.250	01:01:14.850	01:05:20.550	01:09:40.300	01:13:44.350	01:17:51.900	<b>01:21:52.350</b>		
3	1	LOPEZ	MIGUEL ANGEL	M(20 Km)	SPAGNA	00:04:02.950	00:07:58.250	00:12:07.100	00:16:08.000	00:20:19.200	00:24:20.400	00:28:30.900	00:32:33.350	00:36:41.700	00:40:45.600	00:44:57.400	00:49:01.100	00:53:13.550	00:57:18.150	01:01:30.800	01:05:34.450	01:09:45.100	01:13:44.700	01:17:55.550	<b>01:22:00.600</b>		
4	2	WEI	YU	M(20 Km)	TEAM CHINA	00:04:06.500	00:08:05.250	00:12:20.050	00:16:24.200	00:20:34.650	00:24:38.350	00:28:51.400	00:32:53.050	00:37:03.750	00:41:08.950	00:45:19.350	00:49:22.700	00:53:35.100	00:57:40.150	01:01:51.000	01:05:52.750	01:10:06.500	01:14:09.000	01:18:22.200	<b>01:22:21.600</b>		
5	6	ZIUKAS	MARIUS	M(20 Km)	LIYHUANIA	00:04:08.000	00:08:05.800	00:12:19.500	00:16:23.050	00:20:34.100	00:24:37.800	00:28:50.500	00:32:52.850	00:37:04.050	00:41:08.500	00:45:18.850	00:49:22.500	00:53:34.950	00:57:39.900	01:01:52.150	01:05:53.050	01:10:08.650	01:14:15.200	01:18:27.800	<b>01:22:26.400</b>		
6	7	SEBET	HASSANINE	M(20 Km)	TUNISIA	00:04:03.200	00:07:58.450	00:12:07.100	00:16:07.900	00:20:19.150	00:24:20.250	00:28:30.800	00:32:33.500	00:36:41.400	00:40:45.500	00:44:57.700	00:49:03.400	00:53:22.200	00:57:33.900	01:01:51.200	01:05:57.550	01:10:14.150	01:14:22.900	01:18:42.050	<b>01:22:54.150</b>		
7	8	KOVALENKO	NAZAR	M(20 Km)	UKRAINE	00:04:03.200	00:07:58.400	00:12:08.050	00:16:10.400	00:20:23.000	00:24:29.300	00:28:46.500	00:32:53.600	00:37:06.800	00:41:13.050	00:45:25.300	00:49:32.650	00:53:49.800	00:58:00.350	01:02:20.550	01:06:34.300	01:10:55.500	01:15:10.100	01:19:33.150	<b>01:23:36.150</b>		
8	29	WILKINSON	CALLUM	M(20 Km)	ENGLAND ATHLETICS	00:04:23.400	00:08:27.750	00:12:37.450	00:16:42.500	00:20:57.950	00:25:07.600	00:29:21.850	00:33:27.850	00:37:43.600	00:41:52.350	00:46:05.800	00:50:14.200	00:54:27.100	00:58:33.850	01:02:48.100	01:06:59.700	01:11:16.200	01:15:25.350	01:19:43.750	<b>01:23:46.650</b>		
9	10	BARRONDO	ERICK	M(20 Km)	GUATEMALA	00:04:22.950	00:08:27.950	00:12:41.600	00:16:55.500	00:21:18.350	00:25:32.750	00:29:56.100	00:34:09.350	00:38:32.600	00:42:46.850	00:47:06.500	00:51:14.150	00:55:31.000	00:59:44.250	01:03:56.000	01:08:04.500	01:12:24.150	01:16:35.250	01:20:46.300	<b>01:24:50.300</b>		
10	12	LOSEV	IVAN	M(20 Km)	UKRAINE	00:04:08.100	00:08:12.425	00:12:19.600	00:16:23.800	00:20:34.400	00:24:38.900	00:28:50.900	00:32:54.050	00:37:06.500	00:41:12.850	00:45:27.300	00:49:41.800	00:54:12.150	00:58:33.000	01:02:57.250	01:07:21.900	01:11:56.850	01:16:29.750	01:21:01.400	<b>01:25:31.250</b>		
11	5	BOYCE	BRENDAN	M(20 Km)	IRELAND	00:04:31.250	00:08:42.600	00:13:03.900	00:17:16.250	00:21:37.300	00:25:51.250	00:30:06.700	00:34:17.150	00:38:36.050	00:42:46.900	00:47:06.650	00:51:15.600	00:55:34.600	00:59:45.850	01:04:05.100	01:08:18.800	01:12:40.900	01:16:57.300	01:21:22.400	<b>01:25:34.100</b>		
12	18	MCNAMAMON	CIAN	M(20 Km)	IRELANDA	00:04:31.250	00:08:43.200	00:13:04.400	00:17:16.200	00:21:39.800	00:25:51.250	00:30:12.850	00:34:27.650	00:38:49.900	00:43:02.600	00:47:23.350	00:51:33.950	00:55:53.650	01:00:04.650	01:04:22.900	01:08:31.550	01:12:49.200	01:17:01.300	01:21:49.300	<b>01:25:50.950</b>		
13	16	SEGURA ZEPEDA	BRANDON BER	M(20 Km)	SEGURA TEAM	00:04:21.600	00:08:25.650	00:12:36.850	00:16:42.300	00:20:57.550	00:25:07.550	00:29:21.550	00:33:28.300	00:37:43.750	00:41:52.850	00:46:11.950	00:50:28.450	00:54:51.700	00:59:09.050	01:03:40.350	01:08:06.300	01:12:42.750	01:17:15.600	01:21:58.100	<b>01:26:38.050</b>		
14	4	JELONEK	JAKUB	M(20 Km)	POLAND	00:04:07.700	00:08:06.950	00:12:21.150	00:16:45.000	00:21:23.700	00:25:47.850	00:30:12.300	00:34:43.100	00:39:20.200	00:43:48.750	00:48:16.950	00:52:36.500	00:57:01.850	01:01:24.300	01:05:56.100	01:10:19.650	01:14:48.000	01:19:14.400	01:23:44.000	<b>01:27:58.300</b>		
15	17	JANKER	ANDREAS	M(20 Km)	LG ROTHENBACH/PEGNITZ	00:04:31.850	00:08:41.750	00:13:04.000	00:17:16.750	00:21:43.000	00:26:02.800	00:30:35.750	00:34:55.700	00:39:26.400	00:43:51.900	00:48:24.700	00:52:49.750	00:57:18.000	01:01:43.000	01:06:16.650	01:10:43.300	01:15:17.550	01:19:46.200	01:24:21.950	<b>01:28:40.050</b>		
16	22	SANTOS	HELDER	M(20 Km)	PORTUGAL	00:04:31.700	00:08:43.700	00:13:07.050	00:17:21.000	00:21:53.700	00:26:21.950	00:30:55.350	00:35:22.250	00:40:03.600	00:44:32.750	00:49:08.400	00:53:34.250	00:58:10.250	01:02:39.150	01:07:13.050							

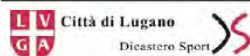
# 10Km

## All split times



Società Atletica Lugano - Sezione Marcia Competitiva  
Strada de Vèractor 5 - CH-6968 Sonvico  
info@lugano-racewalking.com http://www.lugano-racewalking.com http://fb.com/lugano.racewalking

Pos	BIB	SURNAME	NAME	RACE	TEAM	1Km	2km	3km	4km	5km	6km	7km	8km	9km	FINISH
1	601	ZHENXIA	MA	W U20/U18 (10 Km)	TEAM CHINA	00:04:33.000	00:09:02.950	00:13:43.750	00:18:15.550	00:22:55.800	00:27:26.400	00:32:03.000	00:36:32.000	00:41:03.450	00:45:28.050
2	602	ZUREK	TERESA	W U20/U18 (10 Km)	SC POTSDAM	00:04:39.550	00:09:12.300	00:13:55.500	00:18:28.400	00:23:08.200	00:27:42.050	00:32:27.950	00:37:04.650	00:41:50.200	00:46:25.150
3	603	BAI	XUEYING	W U20/U18 (10 Km)	TEAM CHINA	00:04:39.550	00:09:12.150	00:13:56.650	00:18:41.500	00:23:39.200	00:28:32.250	00:33:25.000	00:38:12.950	00:43:12.850	00:47:56.900
4	605	RICHTER	JULIA	W U20/U18 (10 Km)	SC POTSDAM	00:04:40.200	00:09:23.350	00:14:16.000	00:18:58.650	00:23:50.200	00:28:38.650	00:33:33.800	00:38:21.850	00:43:19.100	00:48:12.100
5	604	SUN	RONGRONG	W U20/U18 (10 Km)	TEAM CHINA	00:04:40.450	00:09:23.450	00:14:30.850	00:19:25.800	00:24:35.000	00:29:34.550	00:34:44.400	00:39:48.650	00:45:03.450	00:50:00.650
6	609	GARCIA	ANA	W U20/U18 (10 Km)	CITY OF SHEFFIELD AND DEARNE	00:05:17.750	00:10:34.050	00:15:54.800	00:21:08.900	00:26:27.650	00:31:41.400	00:37:01.450	00:42:13.200	00:47:26.700	00:52:31.000
7	607	DAVEY	MOLLY	W U20/U18 (10 Km)	ENGLAND ATHLETICS	00:05:23.700	00:10:33.850	00:15:57.700	00:21:10.100	00:26:35.700	00:31:45.400	00:37:10.950	00:42:27.200	00:47:52.400	00:52:58.300
8	608	CRIVELLARO	CAMILLA	W U20/U18 (10 Km)	CUS PROPATRIA MILANO	00:05:13.300	00:10:33.750	00:16:08.600	00:21:43.750	00:27:34.050	00:33:16.400	00:39:08.150	00:44:56.850	00:50:53.200	00:56:33.850
1	302	ZHANG	YAO	M U20/U18 (10 Km)	TEAM CHINA	00:04:08.600	00:08:06.450	00:12:20.500	00:16:25.000	00:20:36.500	00:24:41.900	00:28:51.200	00:33:02.350	00:37:15.050	00:41:13.450
2	301	KÖPP	LEO	M U20/U18 (10 Km)	LG NORD BERLIN	00:04:08.600	00:08:07.050	00:12:20.500	00:16:25.800	00:20:37.150	00:24:42.450	00:28:58.600	00:33:08.550	00:37:17.250	00:41:28.100
3	304	TZATZIMAKIS	GEORGIOS	M U20/U18 (10 Km)	GREECE	00:04:20.300	00:08:31.250	00:12:52.900	00:17:07.950	00:21:33.750	00:25:48.250	00:30:12.300	00:34:31.250	00:39:00.050	00:43:19.450
4	303	HU	GEN	M U20/U18 (10 Km)	TEAM CHINA	00:04:23.300	00:08:41.200	00:13:07.900	00:17:31.350	00:22:06.400	00:26:30.650	00:31:03.400	00:35:25.700	00:39:59.550	00:44:25.250
5	307	SNOOK	CHRISTOPHER	M U20/U18 (10 Km)	ENGLAND ATHLETICS	00:04:46.050	00:09:15.150	00:13:54.200	00:18:30.050	00:23:11.900	00:27:40.100	00:32:17.150	00:36:42.300	00:41:13.300	00:45:35.300
6	306	RICHTER	NIKLAS	M U20/U18 (10 Km)	SC POTSDAM	00:04:31.300	00:08:48.450	00:13:25.450	00:18:03.750	00:22:46.400	00:27:24.650	00:32:10.400	00:36:45.550	00:41:28.900	00:45:59.250
7	309	KOVAC	DANIEL	M U20/U18 (10 Km)	SOG NITRA	00:04:41.950	00:09:08.350	00:13:42.900	00:18:19.550	00:23:06.250	00:27:40.850	00:32:27.850	00:37:09.900	00:42:02.150	00:46:33.200
8	313	SCHMIDT	JAKOB	M U20/U18 (10 Km)	SC POTSDAM	00:04:45.500	00:09:15.550	00:13:55.350	00:18:31.550	00:23:12.300	00:27:49.950	00:32:43.750	00:37:26.350	00:42:19.400	00:46:47.250
9	308	PARTINGTON	TOM	M U20/U18 (10 Km)	ENGLAND ATHLETICS	00:04:45.800	00:09:15.450	00:13:54.200	00:18:30.000	00:23:11.850	00:27:40.850	00:32:36.850	00:37:23.200	00:42:15.300	00:46:49.250
10	311	FRENZL	JOHANNES	M U20/U18 (10 Km)	HALLESCHE LEICHTATHLETIK-FREUNDE	00:04:33.850	00:09:06.850	00:13:55.550	00:18:48.000	00:23:55.950	00:29:00.150	00:34:23.350	00:39:32.800	00:44:48.300	00:49:23.350
11	305	LIU	XIN	M U20/U18 (10 Km)	TEAM CHINA	00:04:32.450	00:09:07.450	00:13:54.850	00:18:38.750	00:23:56.150	00:29:00.150	00:34:23.350	00:39:32.600	00:44:48.450	00:49:23.450
DSQ	310	BONZON	NATHAN	M U20/U18 (10 Km)	CM MONTHY	00:04:54.050	00:09:49.100	00:14:53.400	00:19:47.800	00:24:52.400	00:29:50.100	00:34:54.250	00:39:51.000	00:45:03.500	00:49:59.000
DSQ	312	ZUREK	ROBERT	M U20/U18 (10 Km)	SC POTSDAM	00:04:34.950	00:09:10.950	00:14:01.400	00:18:52.900	00:23:52.300	00:28:44.500	00:33:41.850	0	0	



# 5Km

## All split times



Società Atletica Lugano - Sezione Marcia Competitiva  
Strada de Vèrschior 5 - CH-6968 Sonvico  
info@lugano-racewalking.com

http://www.lugano-racewalking.com

http://fb.com/lugano.racewalking

Pos	BIB	SURNAME	NAME	RACE	TEAM	1km	2Km	3km	4km	FINISH
1	201	CHEN	HE	W U16 (5 Km)	TEAM CHINA	00:04:46.250	00:09:50.050	00:14:45.450	00:19:48.950	00:24:40.500
2	203	FRENZL	MATHILDE	W U16 (5 Km)	HALLESCHER LEICHTATHLETIK-FREUNDE	00:05:08.600	00:10:31.200	00:15:45.150	00:21:02.200	00:25:59.050
3	205	CRISPIANI	GIULIA	W U16 (5 Km)	CUS PROPATRIA MILANO	00:05:08.800	00:10:48.600	00:16:24.300	00:22:17.000	00:27:48.350
4	204	CORSOLINI	GIULIA VELKA	W U16 (5 Km)	GRUPPO CITTA' DI GENOVA	00:05:27.400	00:11:20.750	00:17:11.550	00:23:14.400	00:28:58.850
5	202	JEGROVA	DENISA	W U16 (5 Km)	THE CZECH REPUBLIC NATIONALITY TEAM	00:06:16.400	00:12:45.450	00:19:01.100	00:25:30.250	00:31:42.300
1	701	WILKINSON	GEORGE	W U16 (5 Km)	ENFIELD & HARINGEY A.C	00:05:30.550	00:11:28.250	00:17:02.550	00:22:52.650	00:28:30.750



Città di Lugano

Dicastero Sport

